

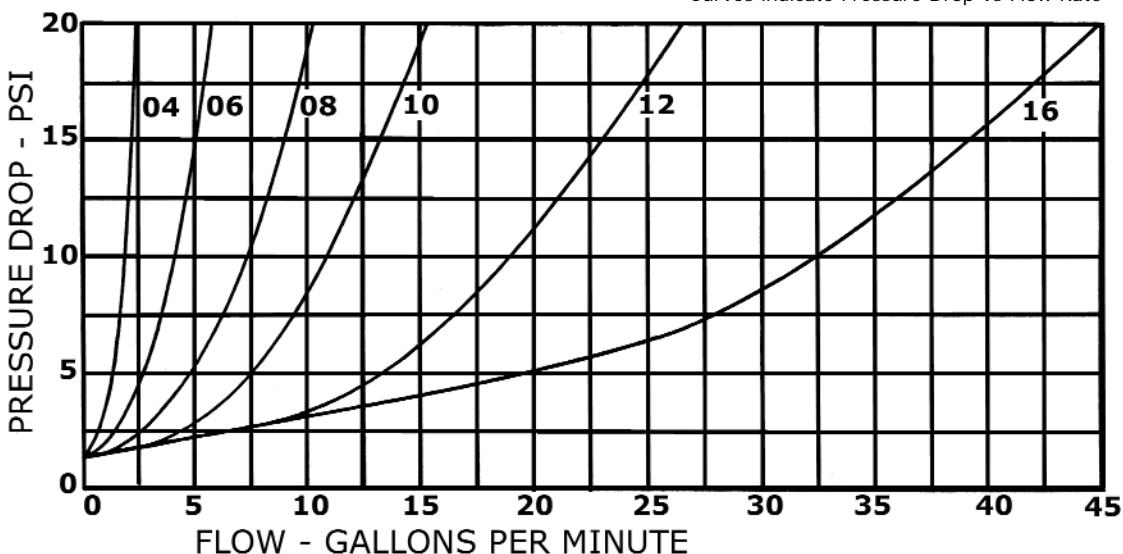


KEPNER PRODUCTS COMPANY

ESTABLISHED IN 1948

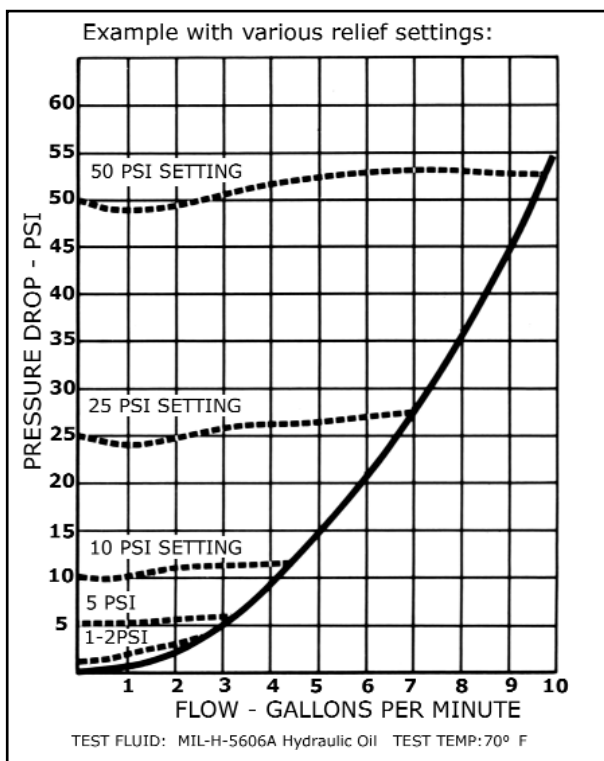
Kep-O-seal® Inline Check and Relief Check Valves

Curves indicate Pressure Drop vs Flow Rate



Test Fluid: Water
Test Temp: 50° F

SIZE	CONNECTIONS
04	1/8" Pipe or 1/4" Tube
06	1/4" Pipe or 3/8" Tube
08	3/8" Pipe or 1/2" Tube
10	1/2" Pipe or 5/8" Tube
12	3/4" Pipe or 3/4" Tube
16	1" Pipe or 1" Tube



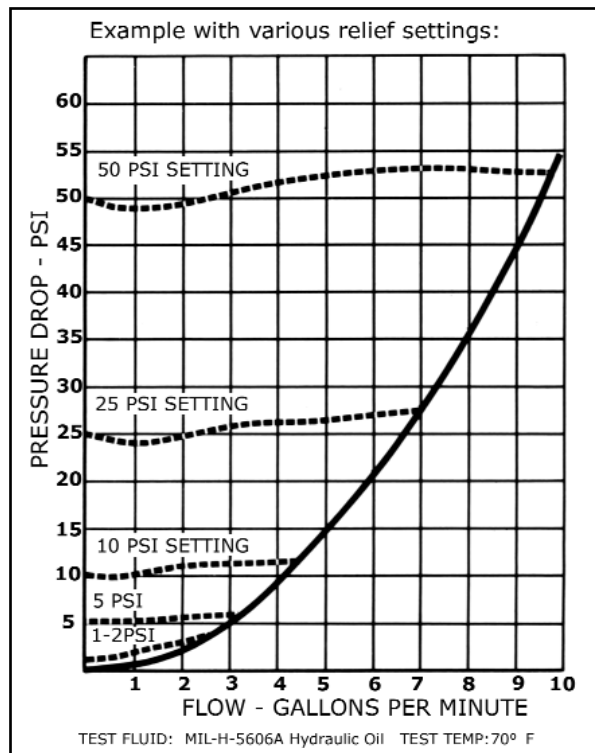
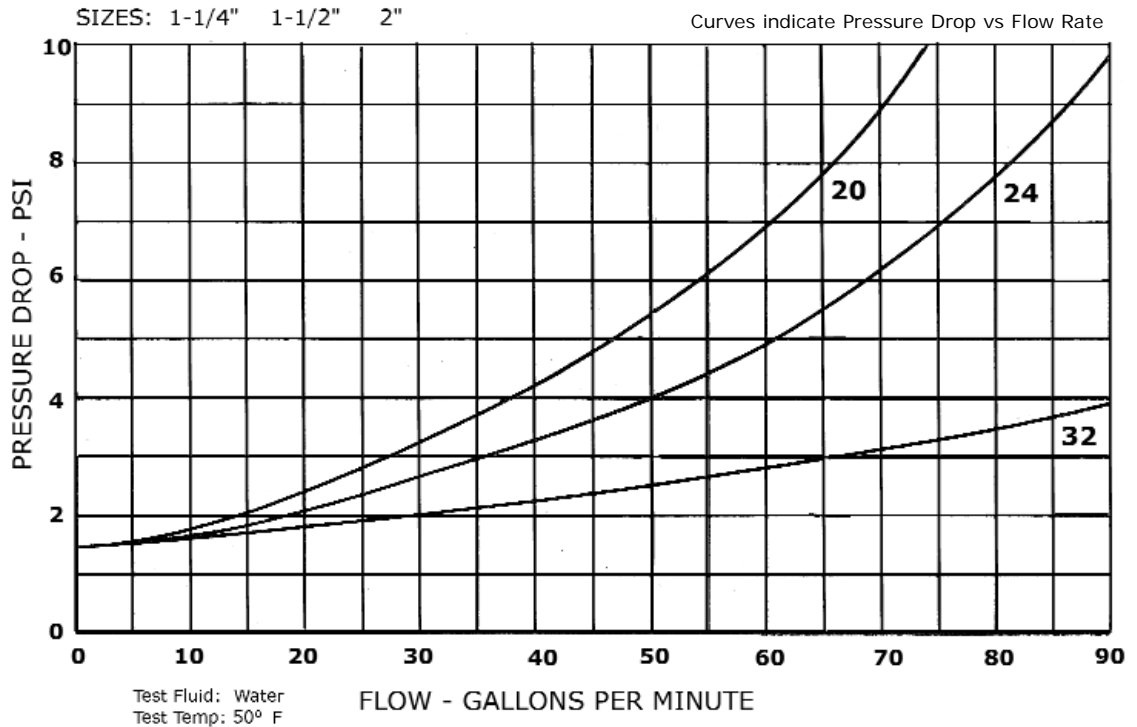
Valve performance is dependent on proper selection, application, installation and maintenance. Consult Factory.



KEPNER PRODUCTS COMPANY

ESTABLISHED IN 1948

Kep-O-seal® Inline Check and Relief Check - 1 1/4" - 2" Sizes



Size	Connections
20	1-1/4" Pipe or Tube
24	1-1/2" Pipe or Tube
32	2" Pipe or Tube

Valve performance is dependent on proper selection, application, installation and maintenance. Consult Factory.

Kepner Products Company, Villa Park, IL 630.279.1550 E-mail: kepner@kepner.com